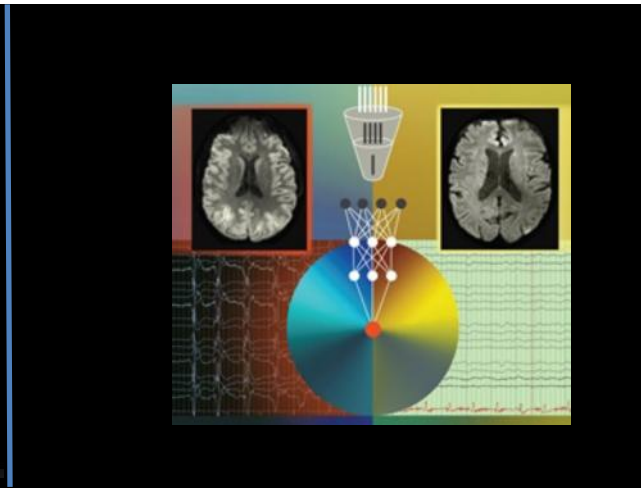


NAVAt XI

www.NAVAt.org



Dear friends,

Welcome at NAVAt where we explore how to NAVigate to our Anesthesia targets, together with the world's experts in their respective fields. For the eleventh time, this international meeting focuses on pharmacokinetics and pharmacodynamics of potent inhaled anesthetics, anesthesia workstations (with a focus on low flow anesthesia), and anesthetic depth monitoring. We look forward to engage in lively discussions!

The NAVAt group

Jan FA Hendrickx, M.D., Ph.D.

Staff, AZORG Hospital, Aalst
Professor, Dept. of Anesthesiology
& Basic and Applied Medical Sciences
Ghent University
Professor, Dpt. of Anesthesiology, UZ Leuven
& Dept. of Cardiovascular Sciences, KU Leuven
Belgium

Philip Peyton, M.D., Ph.D.

Professor
Anaesthesia, Perioperative and Pain Medicine
Medical School, University of Melbourne
Melbourne, Australia

Andre M De Wolf, M.D.

Professor Emeritus
Dept. of Anesthesiology
Feinberg School of Medicine
Northwestern University
Chicago, IL, USA

Patrick F. Wouters, M.D., Ph.D.

Professor of Clinical Physiology
Chair, Dept. of Basic and Applied Medical Sciences
Ghent University, Belgium

Michel Struys, M.D., Ph.D.

Professor and Chair
Dept. of Anesthesiology
University of Groningen
University Medical Center of Groningen
Groningen, The Netherlands

Chris Connor, M.D., Ph.D.

Ass. Prof. of Anaesthesia, Harvard Medical
Brigham & Women's Hospital
Adj. Assoc. Prof. of physiology and biophysics
Boston University
Boston, MA, USA



A complete range of anaesthesia workstations

The **Caelus Family** by Medec International by



Future technology,
Available today.

A comprehensive range of anaesthesia workstations

critical care ventilator



Caelus family
A smart choice

- ✓ Configurable platform
- ✓ Unique and patented patient safeties and ventilation modes
- ✓ Optimal space allocation
- ✓ Developed and produced by Medec, Belgium



Innovation

Patient safety



Cost efficiency

Anaesthesia & critical care equipment - made in Belgium

a smart choice.

A personal note

Dear NAVAt friend,

Welcome in Ghent to the NAVAt meeting Andre De Wolf and I started in 2013. This is the eleventh edition and the second one we organized together with the Department of Perioperative Care of Ghent University - thank you Luc De Baerdemaeker and Patrik Wouters for providing a new home for NAVAt! It is only through the encouragement of all attendees – clinicians, speakers, industry (integral partners of NAVAt) that NAVAT continues to exist.

Physics, chemistry, mathematics, physiology, pharmacology and applying these through the development of monitoring and equipment – that is why I went into the field of anesthesia. And it forms the scientific basis of what we do to optimize the care of our patients, more and more so in a cost-efficient manner. Transforming ideas into means that help improve anesthesia care and practice is unthinkable without industry – they are an inherent part of the innovation loop. I marvel at the manner in which the engineers of the different companies achieve this – that is why I decide to speak about vaporizers this year: how to go from a lethal 150 mmHg sevoflurane (approximately 20% at sea level) to a clinically useful partial pressures? And how does this relate to milliliters of liquid agent used?

Unfortunately there has been a tendency to move anesthesia education and anesthesia practice from “Why do we do this ?” and “How does this work?” to “How do we do this ?” and “Where is the on/off button?” Physics, chemistry, and mathematics have largely been removed from the medical curriculum, which I believe has driven clinicians away from the tools needed to understand, question, and continuously challenge the scientific basis of Medicine – even though we always pride ourselves by claiming that what we do is rooted in science. I also consider it a major culprit of an all-time low in the interest in and knowledge about technology. Nowhere is this more striking as in the operating room:

- *How does an anesthesia ventilator work? Compliance, pressures, flows...*
- *Why does the nail depicted on the outside of the clip holder of a pulse oximeter NOT have to be above the nail, and why does the nail polish NOT have to be removed? Absorption spectra... Just turn the clip 90 degrees so the red and infrared light pas through the side of the finger!*
- *Why can I place the black EKG electrode anywhere on the body? How does a Smart Pilot, QuickPick, MAC Brain, or BIS work?*

How can you value (or refute) their potential contribution if you don't understand from what and how a number on the monitor screen was derived in the first place? That is what NAVAt is about. An interest in technology is a sine qua none for the continued existence of the profession of anesthesiology. This meeting brings us back to the crossroads of clinical needs (ideas that need to be formulated) and the basic and applied science to get them implemented. That is where clinicians, academicians and industry have to meet and interact. Very few such meetings still exist. Enjoy NAVAt, engage and talk to one another.

I would like to thank all sponsors without whom this meeting is simply impossible to organize. And of course all the individuals behind the companies, many of whom over the years have become friends, and yes, mentors. A super-special thank you goes out to Ann De Poortere – her enthusiasm, knowledge about Ghent and expertise has again made a world of a difference in organizing NAVAt.

Have fun, learn, teach, interact, and challenge.

Jan.



Connecting clinical accuracy and efficiency

www.draeger.com

Dräger



Technology for Life



Michel MRF Struys is Professor and Chair at the department of Anesthesiology and Cluster Chair “Acute-Perioperative and Intensive Care” at the University Medical Center Groningen, University of Groningen, Groningen, The Netherlands. He is also Professor for Anesthetic Pharmacology to the department of Basic and Applied Medical Sciences, Ghent University, Gent, Belgium. He is actually the Chair of the Scientific Committee of the European Society of Anaesthesiology and Intensive Care, Associated Editor for the scientific journal Anesthesiology and one of the Trustees of the British Journal of Anaesthesia Charity. His main research interest is in clinical pharmacology, drug administration technology and drug effect monitoring. He co-authored more than 270 scientific publications and various books and book chapters. His clinical interest is in anesthesia for abdominal and transplant surgery.



Rik Carette is staff Anesthesiologist at the OLV hospital, Aalst, Belgium and longtime research associate of Jan Hendrickx. Rik studied Medicine at the University of Louvain, Belgium. He worked as a resident both in the OLV hospital and in the University of Louvain, followed by a one-year PKPD modeling fellowship with Jan Hendrickx, before joining the department of Anesthesia, Critical Care and Emergency medicine in the OLV hospital in Aalst. After having been OR director he currently is head of the Anesthesia section in the department of Anesthesia, Critical Care and Emergency medicine. He is the vice-president of the IASP (international society of Anesthetic Pharmacology).



Beverly Khnie Philip, M.D. is Professor of Anaesthesia at Harvard University and Founding Director of the Day Surgery Unit at the Brigham and Women's Hospital in Boston, MA. She received her MD degree from Upstate Medical Center, State University of New York, Syracuse, NY, and completed the anesthesiology residency and research fellowship at the Peter Bent Brigham Hospital, Harvard Medical School, Boston, MA.

Dr. Philip's subspecialty focus is ambulatory anesthesia on which she has published numerous research papers, review articles and book chapters and she has spoken widely, nationally and internationally.

Dr. Philip was the 2021 President of the American Society of Anesthesiologists (ASA), the professional society of over 55,000 US and international anesthesiologists. She recently served as ASA's Vice President for Scientific Affairs, with responsibility for all educational and scientific activities of the organization. Dr. Philip also has a strong interest and ongoing contribution to national anesthesiology policy, particularly related to quality and regulatory issues. Her service in ASA included the ASA Board of Directors representing Massachusetts, Chair of the ASA Quality Management and Departmental Administration Committee, Chair of the ASA Ambulatory Surgical Care Committee, and she was Chair of the ASA Annual Meeting for 2009. Dr. Philip is a founding member and Past President of the Society for Ambulatory Anesthesia (SAMBA), a national organization that promotes scientific progress in the subspecialty of ambulatory anesthesia. She has served as the Chair of the Joint Commission's Ambulatory Health Care Professional and Technical Advisory Committee, and on the Board of Directors and Standards Committee of the Accreditation Association for Ambulatory Health Care. Dr. Philip was a founding participant of the CMS Advisory Panel on Ambulatory Payment Classification Groups, and served 2 three-year terms. Dr. Philip is Past President of the International Association for Ambulatory Surgery (IAAS), and is past Editor-in-Chief of the international journal “Ambulatory Surgery”. She presented the Nicoll Lecture to the IAAS and the Frontiers Lecture to SAMBA. Dr. Philip has received the SAMBA Distinguished Service Award and her medical school's 2018 Distinguished Alumna Award.

NAVAt THANKS ITS SPONSORS !



Dräger

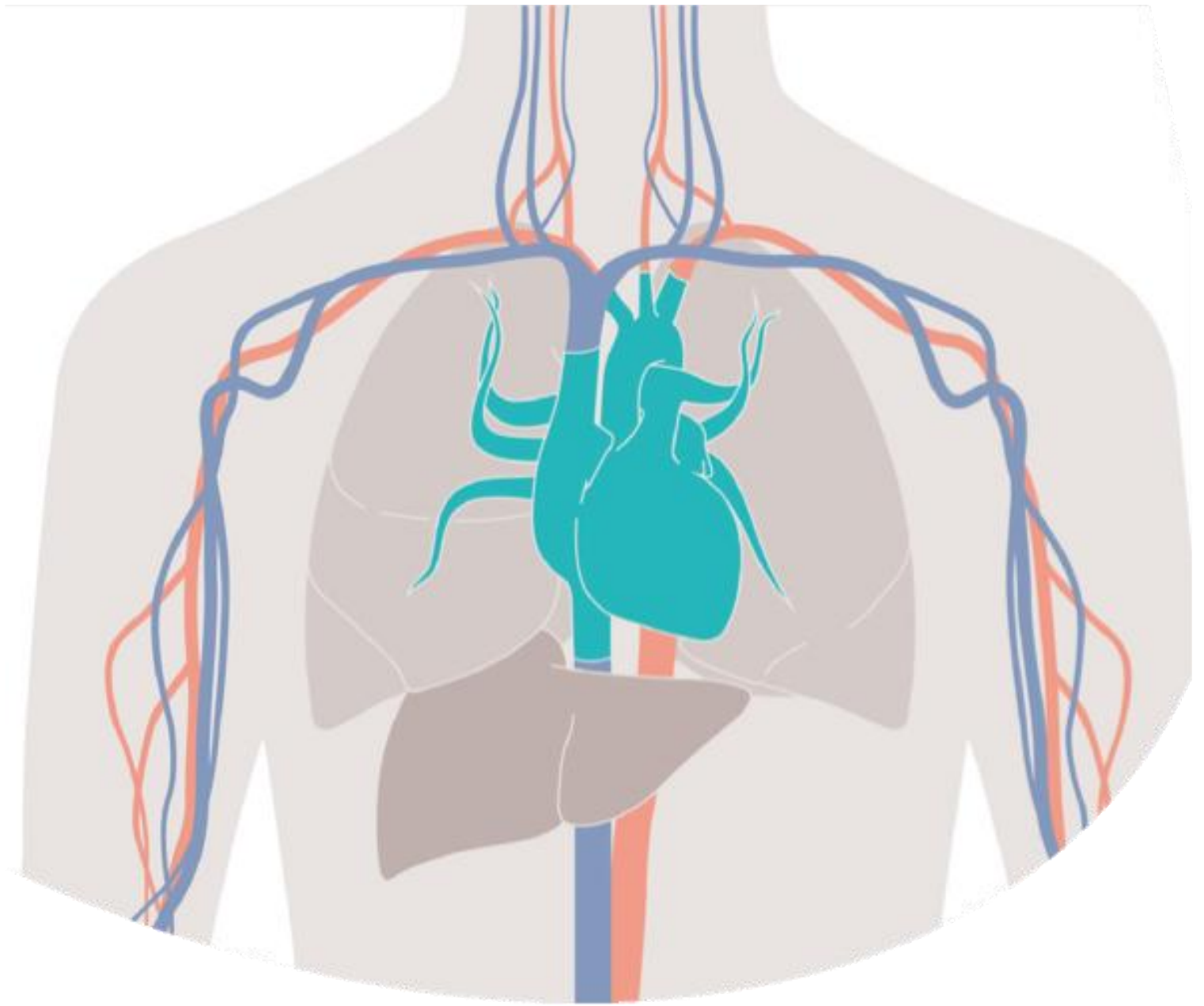


Baxter

Medtronic



mindray



ProAQT

Optimized Fluid Management

Your navigator in perioperative hemodynamic management



Scan for more information!

This document is intended for an international audience outside of the US.

GETINGE 



Dr. Chris Connor is an associate professor of anesthesia at Harvard Medical School and an adjunct associate professor of physiology and biophysics at Boston University. He is an attending anesthesiologist in the Department of Anesthesiology at Brigham & Women's Hospital with a particular interest in neuroanesthesia. His main research focus is on determining the mechanisms of action of anesthetics: he studies anesthesia in the tiny nematode worm *C. elegans* and records their neuronal function using genetically-modified fluorescent markers, and he also studies the processed EEG in human beings. This current work on prognosis after CPR arose from the question of whether the unconsciousness of anoxic brain injury resembles the unconsciousness of anesthesia.



Dr. Ferrando, Carlos is associate professor of Anesthesiology and Critical Care, Surgical Department, University of Medicine, Barcelona and head of Surgical and Trauma Intensive Care Unit, Anesthesiology and CCM department, Hospital Clínic of Barcelona, Spain. He has received grants and published extensively on the topic of perioperative care, mechanical ventilation, and ARDS, with more than 180 indexed publications in international journals such as JAMA, Lancet Respir Med, Int Care Med, Crit Care Med, Crit Care, Br J Anaesth. From 2019 to 2023 he served as the Editor in chief of the Spanish Journal of Anesthesiology and Critical Care.



Patrick Wouters MD, PhD Patrick Wouters MD, PhD is anesthesiologist, full Professor of Clinical Physiology and Chair of the Department of Basic and Applied Medical Sciences at Ghent University in Belgium. His scientific fields of interest are: right ventricular failure and the pulmonary circulation, diastolic heart failure in anesthesia and hemodynamic monitoring & echocardiography. He is regularly invited to lecture at international meetings and has published more than 150 peer reviewed scientific articles. Prof Dr. Wouters is immediate past president of the European Association of Cardiothoracic Anesthesia and Intensive Care (EACTAIC) and appointed member of the Royal Academy of Medicine in Belgium (KAGB).



Professor Philip Peyton (Dept. of Critical Care, University of Melbourne, Australia) is a world expert on lung gas exchange during anesthesia. He is a former Chair of the Australian and New Zealand College of Anaesthetists Clinical Trials Network, and is the Editor in Chief of Anaesthesia and Intensive Care. He has been a speaker at NAVAt several times and will this year explain to us how the failure of the three-compartment Riley model to explain the behavior of anesthetic gases in the lung offers a simpler and better model for understanding and teaching ventilation/perfusion mismatch, especially in anesthesiology.



Dr. Caroline Vanpeteghem is a senior staff member of the Dpt. of Anaesthesiology and Perioperative Medicine at the University Hospital of Ghent, Belgium where she is responsible for thoracic, vascular and robotic anesthesia. She is specialized in airway management during (video-assisted and robotic) lung and tracheal surgery in the adult and pediatric population. She is current member of the ESAIC scientific forum of the 'Lung' group (elected in October 2023) and member of the EACTAIC Thoracic Subspecialty committee since 2014.

Sodasorb CO₂ absorbent



- ✓ Permanent colour change
- ✓ Longer lasting performance
- ✓ Low pH for safer disposal
- ✓ Trusted brand for 90+ years





Ontdek de nieuwste innovaties op onze stand!*

* MDR pending





Kai Kuck, Ph.D. is Professor of Anesthesiology and Director of Bioengineering at the University of Utah. He has been advancing anesthesia and critical care technology since 1991. A former Fulbright scholar, he has bridged academia and industry throughout his career—beginning with doctoral and postdoctoral work in anesthesiology bioengineering at Utah, followed by heading research at Dräger, a global leader in anesthesia and critical care ventilators. Dr. Kuck has facilitated collaborations between academia and industry to bring innovations from concept to clinical practice. He has authored more than 57 publications and is an inventor on 16 patents; collectively, his teams have contributed to over 64 granted patents and 174 patent applications. He is a past president of the Society for Technology in

Anesthesia. As the Director of Bioengineering in Anesthesiology at the University of Utah, Dr. Kuck leads a research group that works closely with clinicians on applied machine learning, decision support, patient safety, and monitoring technologies. His expertise spans engineering, project management, and interdisciplinary research leadership, with a particular focus on patient monitoring, pharmacological monitoring, and acute kidney injury risk.



Michael Wilkening joined Dräger in 1994 after completing degrees in communications engineering and biomedical engineering. In his role as VP product management anesthesia at Dräger, he gained many years of experience in medical device innovation and portfolio management. Today, as Vice President Strategy and Business Development, he supports the Dräger Medical teams in the development of their future offering and the transformation into the digital age. In addition, he initiates and drives collaboration with industry partners and healthcare providers to promote and implement medical device interoperability and data-driven clinical applications based on the new ISO/IEEE 11073 SDC standard.



James Philip ME(E), MD is an Anesthesiologist at Brigham and Women's Hospital and Professor Emeritus at Harvard Medical School. His subspecialties are Ambulatory Anesthesia and Medical Technology Development. Dr. Philip has Bachelor's and Master's Degrees in Electrical Engineering from Cornell University, MD degree from SUNY Upstate University and for seven years was R&D engineer at Hewlett Packard Medical which later became Philips Medical.

He teaches and researches engineering the medical environment, especially anesthesia, to make it safe, effective, and affordable.

Dr. Philip was co-author of the Harvard Anesthesia Monitoring Standard of 1984. He created 23 medical products including Perkin-Elmer Lifewatch™ CO2 Monitor,

Baxter InfusOR™ IV Pump for Bolus + Infusion, Edwards Vigilance® Continuous Cardiac Output Monitor, IVAC-BD Signature® Pump to monitor hydraulic resistance and detect catheter infiltration, and the IV fluid bag pressure infuser. Dr. James Philip developed the Gas Man® computer simulation of inhaled vapor and gas kinetics. Gas Man is distributed by a nonprofit charitable organization, Med Man Simulations, Inc.

Information, software, and workbook downloads are available at <http://www.gasmanweb.com>. Dr. Philip is recipient of the 2017 Society for Technology in Anesthesia (STA) Gravenstein Award for lifetime achievement creating clinical technologic products in anesthesia. <http://www.stahq.org/2017-js-gravenstein-winner/> and Distinguished Alumnus, SUNY Upstate Medical University, and 2023 inductee into the American College of Clinical Engineering Hall of Fame <https://accenet.org/awards/Pages/JamesPhilip.aspx>

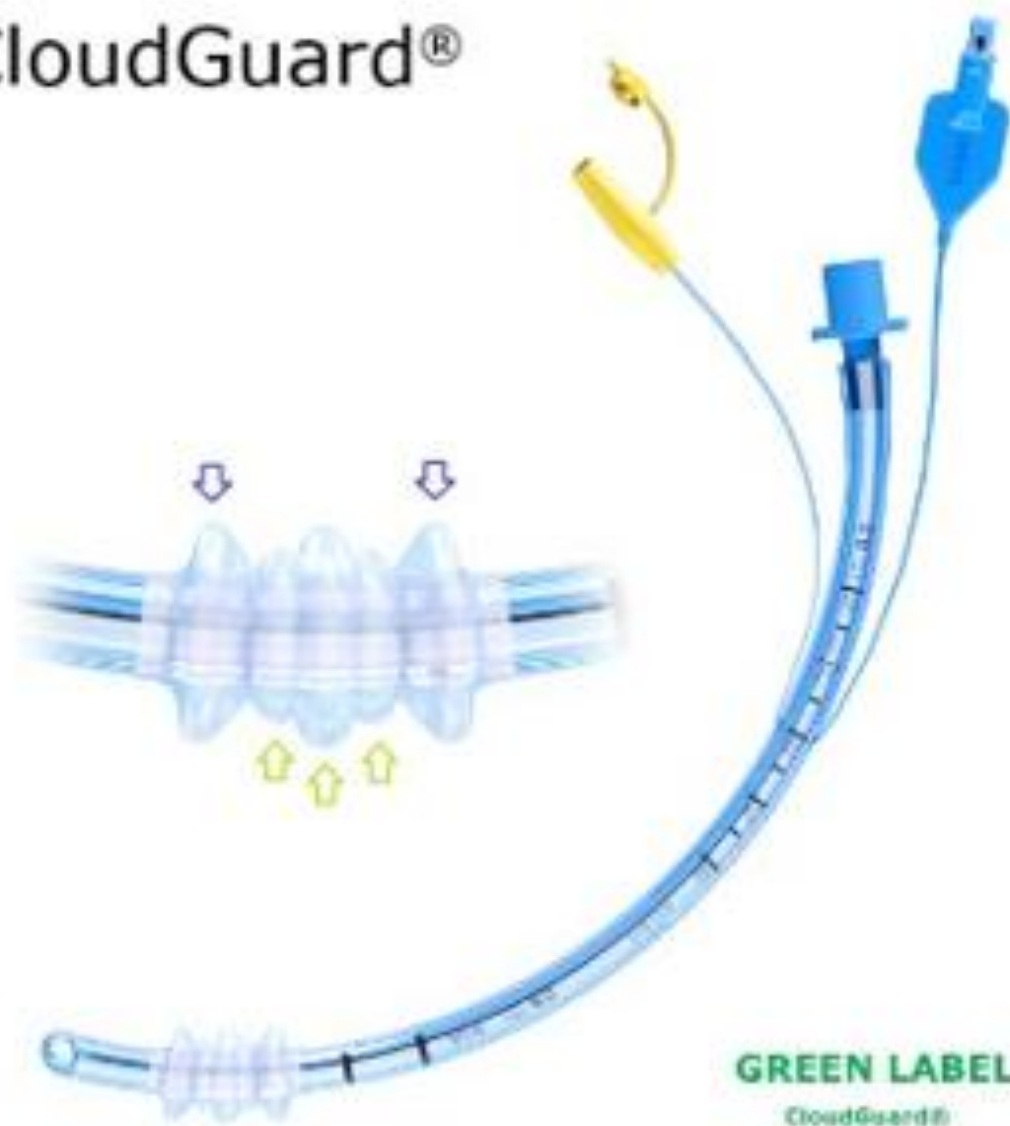


Jennifer Jouwena works at the Dept. of Anesthesiology in the AZ Hospital, Turnhout, Belgium. After getting her medical degree with anesthesiology as specialization in 2022 from KULeuven university (Belgium), she specialized in regional anesthesia and intensive care medicine. She is currently finalizing her Ph.D. on CO₂ canister use during low flow anesthesia (KUL University, Louvain, Belgium) with Jan Hendrickx. She loves spending her spare time outdoors cycling, running and travelling the world.

Revolutionizing Respiratory Care

Enhancing patient outcomes through innovative respiratory solutions

CloudGuard®



Unique incorporated one-way valves.

Enabling a low-pressure cuff to achieve an impeccable seal under high ventilatory pressure conditions, or during aspiration

Multiple sealing points.

Having a multi-point seal in conjunction with the unique one-way tips, offers a different type of security in comparison with existing standards. In case one sealing point is not sufficient, the others can still contribute to maintaining an effective seal.



Dr. Diane Gordon is an Associate Professor of Anesthesiology at the University of Colorado, and practices pediatric anesthesia at Children's Hospital Colorado USA. She chairs the Society for Pediatric Anesthesia's Special Interest Group for Sustainability in Anesthesia and serves on the ASA's Committee on Environmental Health. She is in constant pursuit of ways to decrease the environmental impact of anesthesia, increase awareness of individual practitioner responsibility and motivate colleagues- domestic and international!- to take a leadership role in this arena in their home institutions.



Andre De Wolf is Professor Emeritus at the Department of Anesthesiology at Northwestern University, Feinberg School of Medicine, Chicago, IL, USA, and with Jan Hendrickx, the founding father of NAVAt. He is one of the world's experts on anesthetic management during liver transplantation, and while working at University Pittsburgh Medical Center from 1981 until 1996, closely collaborated with Thomas Starzl, the surgeon who invented liver transplantation. He developed a secondary interest in pharmacokinetics and pharmacodynamics of inhaled anesthetics, which started to lead a second life in and by itself after meeting Jan Hendrickx.



Jan Hendrickx is a staff anesthesiologist working in the Dept. of Anesthesiology, in Aalst, Belgium, and starting end 2025 halftime in Norrlands Universitetssjukhus, Umeå, Sweden. He is a 1996 alumnus of the Dept. of Anesthesiology of Pittsburgh, PA, USA. He is Professor at the Dpt. of Anesthesiology and Perioperative Medicine, Department of Basic and Applied Medical Sciences, Ghent University, Ghent and at the Dpt. of Anesthesiology, UZ Leuven, Leuven, Belgium & Department of Cardiovascular Sciences, KU Leuven, Leuven, Belgium. In Stanford he was a fellow in pharmacokinetic and pharmacodynamic modeling with Steven Shafer, and also had the opportunity to work under the leadership of Ted Eger, UCSF, San Francisco, world experts in the field of IV and inhaled anesthetics, respectively.



Annelies Moerman Anneliese Moerman is Professor of Anaesthesiology at the Department of Anaesthesia, University Hospital Ghent. She obtained her PhD in Medical Sciences in 2013 with a thesis on the clinical application of near-infrared spectroscopy for perioperative assessment of cerebral and peripheral tissue oxygenation. Her current research focuses on cerebral autoregulation monitoring using near-infrared spectroscopy. She is Associate Editor of the European Journal of Anaesthesia and Acta Anaesthesiologica Belgica, Program Committee Chair of the Master of Medicine in Advanced Medicine at the University of Ghent, Chair of the 3rd Chamber of the Flemish Planning Commission, and member of the Executive Committee of the High Council.



Piet Wyffels is affiliated with the Department of Anaesthesiology, Perioperative Medicine, and Pain Clinic at the Ghent University Hospital Ghent, where he is specialized in Postoperative care, Anaesthesia for liver transplantation and Anaesthesia outside the Operating Room. His research and teaching activities mainly focus on Hemodynamics, Statistics, and Evidence-Based Medicine.



Connecting data protection and medical precision

www.draeger.com



Dräger

Technology for Life

Sodasorb CO₂ absorbent



- ✓ Permanent colour change
- ✓ Longer lasting performance
- ✓ Low pH for safer disposal
- ✓ Trusted brand for 90+ years





Luc De Baerdemaeker is Professor and chair of the dept. of Anesthesiology of the University Hospital Ghent, Belgium, and is president of the European Society for Perioperative Care of Obese Patients (ESPCOP). He has clinically focused on abdominal surgery and liver transplantation in adults and children. Research topics involved cerebral blood flow, applied total intravenous anaesthesia and applied modern inhalation anaesthesia. His main study group was morbidly obese patients, culminating in a thesis on the optimisation of anesthetic and analgesic drug delivery to obese patients. He will discuss current insights in lung-protective ventilation and airway pressures in patients suffering from adiposity based chronic disease.



Born and raised in the beautiful city of Ghent, **Ann De Poortere** has always appreciated the charm and hidden gems of her hometown. After completing high school and furthering her studies in Brussels, she began her professional journey, first as Group and Convention Coordinator at the former Hyatt Regency Hotel, later moving on to Sales Manager for Booking Services Intl. Motherhood brought her back to Ghent, where she ventured into education, teaching Public Relations and Business Management. Balancing the care of three children, she then took on the role of PA to the General Director at a Jesuit college in Ghent. In 2011, she embraced a new opportunity to work as a PA in Anesthesia Services. The degree of professionalism she has brought into organizing NAVAt is enormous, which combined with her energy and enthusiasm is one of the pillars on which to continue to build NAVAt. Thank you Ann!



Inhaled anesthesia in the Greenhouse Gas Context

Although inhaled anesthetics have a limited contribution to global temperature increase^{1,2}, their vapor emissions can be significantly reduced through various strategies :



Use of low flow and closed circuit systems³.



Stop leaks by properly fitting masks and secured tubing^{4,5}.



Implement gas capture technology^{6,7}.

Protecting Our Planet, Empowering Care Baxter's Commitment to a Sustainable Future



Explore Baxter's Corporate
Responsibility Report at:

<https://www.baxter.com/our-story/corporate-responsibility-0>

1. Marin, Laurentiu ; Kleinberg, Robert L. Climate Change, Emissions of Volatile Anesthetics, and Policy Making: The Case of Desflurane. *Anesthesia & Analgesia* ():10.1213/ANE.0000000000007378, February 13, 2025. 2. Marin, Laurentiu; Kleinberg, Robert L. In Response. *Anesthesia & Analgesia* ():10.1213/ANE.0000000000007595, June 03, 2025. | DOI: 10.1213/ANE.0000000000007595. 3. Feldman JM. Managing fresh gas flow to reduce environmental contamination. *Anesth Analg*. 2012;114(5):1093-1101. 4. AANA. Management of Waste Anesthetic Gases. management-of-waste-anesthetic-gas. Pdf (aana.com) (accessed August 2022). 5. El-Orbany, M. Salem, M.R. Endotracheal Tube Cuff Leaks: Causes, Consequences, and Management. *Anesth Analg*. 2013;117(2):428-434. 6. JOUE - Règlement (UE) 2024/573 du parlement européen et du conseil - du 7 février 2024 relatif aux gaz à effet de serre fluorés, modifiant la directive (UE) 2019/1937 et abrogeant le règlement (UE) no 517/2014. 7. Hoffmann M, Jouwena J, De Wolf AM, Carette R, Lauwers RSH, Hendrickx JFA: In vitro performance of a charcoal capturing device with desflurane. *Anesthesiology*. 2025; <https://doi.org/10.1097/ALN.0000000000005445>.

Medtronic

Personalize anesthesia with confidence.

Discover more at our stand!



BIS™ Advance
monitor



NOL™ Index
monitor



Each patient has
unique needs,
and each procedure has
unique challenges.
Personalized anesthesia
is essential for optimal
outcomes



DUOMED
by Palex



GE HealthCare



Ontdek de nieuwste innovaties op onze stand!*

* MDR pending



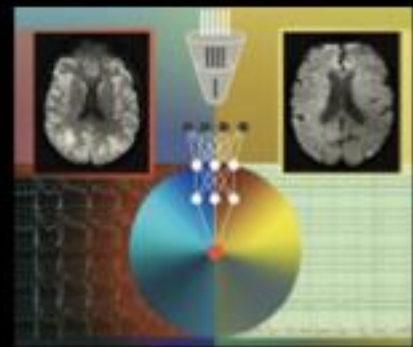
GHENT
UNIVERSITY
UZ
GENT



NAVAt XI
27 - 9 - 2025
09:00 - 16:00h

Sint-Pieters
Abbey

Ghent
Belgium



I. A little PK/PD

C_e & k_{e0} & so

- The effect site: fact or fiction?
Michel Struys, Groningen, The Netherlands

Any short Smart thoughts?

- The obituary of synergy
Rik Carette, Aalst, Belgium

II. An existential PK/PD touch

Michael Jackson's propofol dosing schedule

- What happened to MJ? And why?
Beverly Philip, Boston, USA

Will there be life after CPR?

- BIS & prognosis after cardiac arrest
Chris Connor, Boston, MA, USA



Coffee

Session chairs

- I-II Michel Struys, Andre De Wolf
- III Caroline Vanpeteghem, Luc Debaerdemaeker
- IV Annelies Moerman, Piet Wyffels
- V Beverly Philip, James Philip

III. And a little applied physiology

PEEP does not prevent atelectasis

- Recruitment in the OR: when, why, how
Carlos Ferrando, Barcelona, Spain

About Q's, ΔP 's and P's for everyone

- The lungs' walls
Patrick Wouters, Ghent, Belgium

Occam's razor and gas uptake

- Gas exchange: less is more
Phillip Peyton, Melbourne, Australia

Flow control to Major Tom

- Flow controlled ventilation
Caroline Vanpeteghem, Ghent, Belgium

Lunch



IV. A little magic maybe?

The future of monitoring

- I see, I see....
Kai Kuck, Utah, USA

Alnesthesia

- AI: where are we now?
What would be needed to go further?
Michael Wilkening, Lubeck, Germany

V. The Furanes

The Leo & Christiane Vaes lecture Gas Man®

- Engineer meets anesthetologist
James Philip, Boston, USA

TIVA vs inhaled agents

- Time to regain our balance
Jennifer Jouwena, Tumbout, Belgium

Oh no, no N₂O for my baby ?!

- N₂O in pediatric anesthesia: obsolete?
Diane Gordon, Denver, CO, USA

Yet, in my opinion...

- The resurrection of desflurane
Rik Carette, Aalst, Belgium

FDFIFA är den nycklen

- The key to understanding low flow
Andre De Wolf, Chicago, USA

Let me breath into your vaposphere

- Vaporizers and automated low flow
Jan Hendrickx, Aalst, Belgium



Date	Saturday September 27, 2025
Time	09:00 - 16:00h
Place	Sint-Pieters Abbey, Ghent, Belgium
Fee	M.D., industry 190€ Resident 150€ Onsite 280€
CME	Accredited (Ethics & Economy applied for)

Directors	Jan Hendrickx Patrick Wouters
Meeting chair	Luc De Baerdemaeker
Inquiries	ann.depoortere@uzgent.be jcnwahendrickx@yahoo.com www.navat.org
Details	

NAVAt	Jan Hendrickx Andre De Wolf Phillip Peyton Patrick Wouters Michel Struys Chris Connor
	Aalst, Belgium Chicago, USA Melbourne, Australia Ghent, Belgium Groningen, NL Boston, USA



Dräger

medec

GETINGE

DUOMED
GE HealthCare



Baxter
mindray

Medtronic



molecular
Fresenius Group



NAVAat THANKS ITS SPONSORS !



GETINGE



Baxter

Medtronic



mindray

A complete range of anaesthesia workstations

The **Caelus Family** by Medec International by



Future technology,
Available today.

A comprehensive range of anaesthesia workstations

critical care ventilator



Caelus family A smart choice

- ✓ Configurable platform
- ✓ Unique and patented patient safeties and ventilation modes
- ✓ Optimal space allocation
- ✓ Developed and produced by Medec, Belgium



Innovation

Patient safety



Cost efficiency

Anaesthesia & critical care equipment - made in Belgium

a smart choice.



		I. A little PK/PD		
9:05	20	Ce& keo & so: The effect site - fact of fiction ?	Michel Struys	Michel Struys
9:25	10	Any short Smart thoughts? The obituary of synergy	Rik Carette	Andre De Wolf
		II. An existential PK/PD touch		
9:35	20	Michael Jacksons propofol dosing schedule: what happened to MJ? Why?	Beverly Philip	
9:55	20	Will there be life after CPR? BIS & prognosis after cardiac arrest	Chris Connor	
10:15	30	Coffe break		
		III. And a little applied physiology		
10:45	20	PEEP does not prevent atelectasis - Recruitment in the OR: when, why, how	Carlos Ferrando	Caroline Vanpeteghem
11:05	20	About Q's, ΔP's and P's for everyone - The lungs' walls	Patrick Wouters	Luc De Baerdemaeker
11:25	20	Occam's razor and gas uptake - Gas exchange: less is more	Philip Peyton	
11:45	20	Flow control to Major Tom: Flow controlled ventilation	Caroline Van Peteghem	
12:05	60	Lunch		
		IV. A little magic maybe?		
13:10	20	The future of monitoring: I see, I see...	Kai Kuck	Piet Wyffels
13:30	20	Ainesthesia: AI in Anesthesia: where are we now? What would be needed to go further?	Michael Wilkening	Anneliese Moerman
		V. The Fluranes		
13:50	20	Gas Man. Engineer meets anesthesiologist	James Philip	
14:10	20	TIVA vs inhaled agents : time to regain our balance	Jennifer Jouwena	
14:00		Brief break		
14:45	20	Oh no, no N ₂ O for my baby?! N ₂ O in pediatric anesthesia: obsolete?	Diane Gordon	Beverly Philip
15:05	10	Yet, in my opinion...The resurrection of desflurane	Rik Carette	James Philip
15:15	20	FDFIFA är den nycklen - The key to understanding low flow	Andre De Wolf	
15:35	20	Let me breathe into your vaposphere. Vaporizers and automated low flow	Jan Hendrickx	
15:55	5	Wrap up		
16:00		Drinks outside		